



KWONG WAI SHIU HOSPITAL

廣惠肇留醫院

Since 1910

Beyond 2020



Mission

宗旨

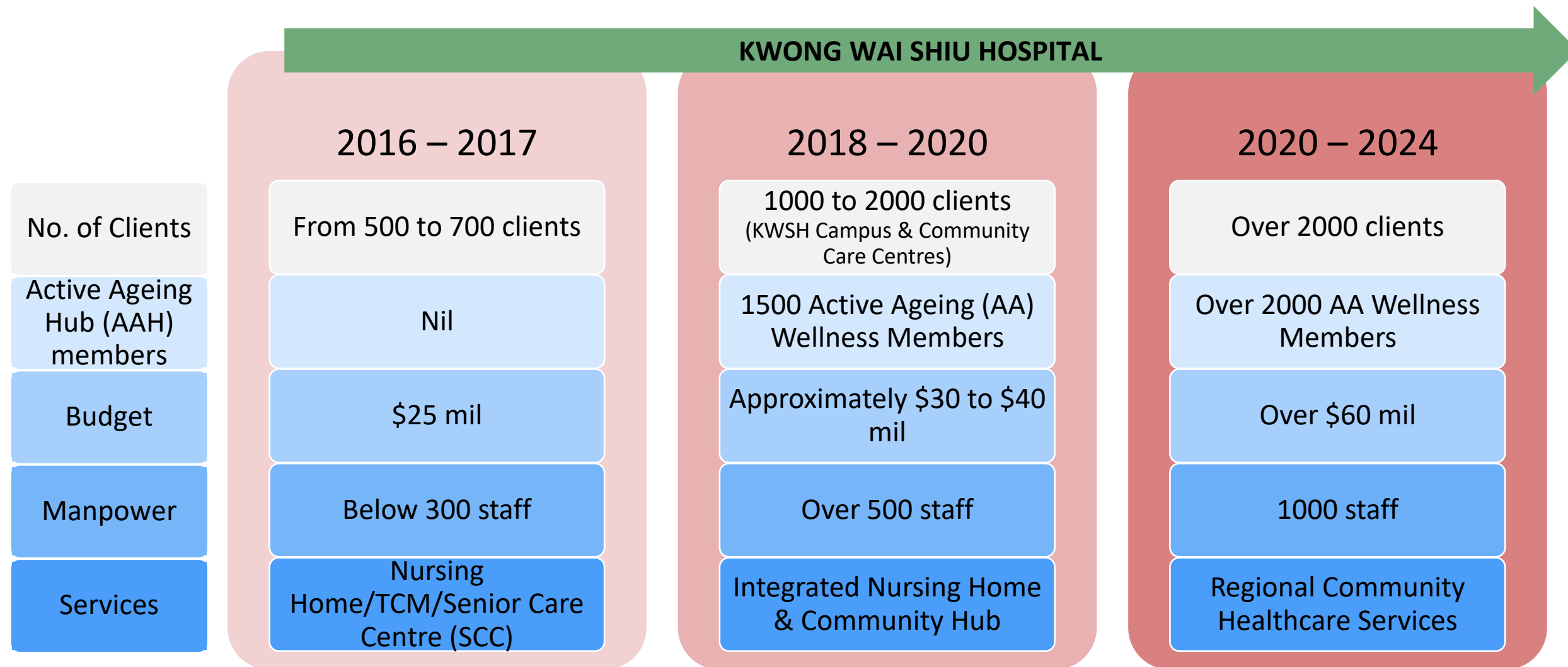
To provide Quality, Comprehensive and Convenient healthcare services to the needy in Singapore.
为新加坡有需要照顾的社群提供优质，全面及方便的医护服务。

Vision

愿景

To be a Leading Community Healthcare Hub in Singapore.
成为新加坡卓越的社区医护中心。

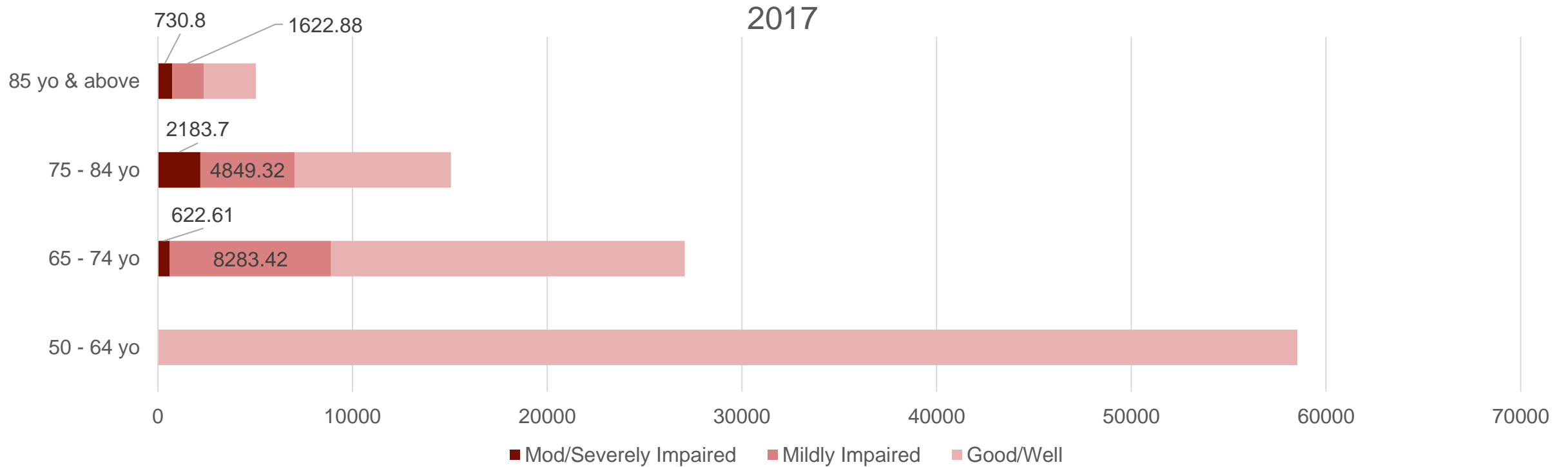
-
- 1. The vision is refined and sharpened, taking into consideration the evolving healthcare changes in Singapore and the community. It also reflects clearly our intension moving forward: To be a Leading Community Healthcare Hub.**
 - 2. Key elements of the mission are identified: Quality, Comprehensive, Convenient. They will form the basis in structuring our services, capability and capacity.**



Current Target Population within Service Boundary (as of 2017)

The table shows the breakdown on the level of impairment based on ¹various studies done and data collected on Activities of Daily Living (ADL) of Singaporeans aged 65 years old and above:

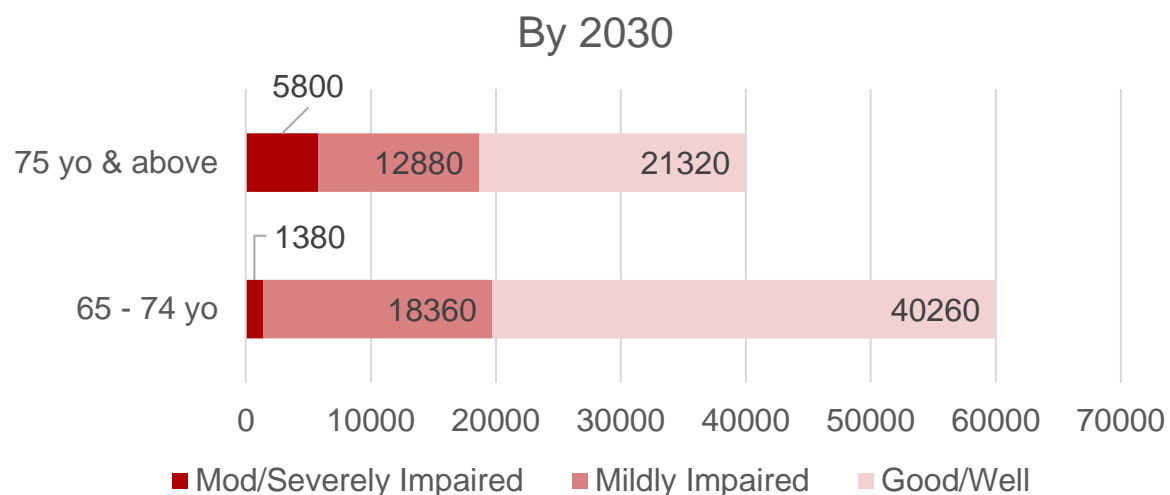
Age Group	Good	Mildly Impaired	Moderately Impaired	Severely Impaired	Total
65 – 74	67.1%	30.6%	2.1%	0.2%	100%
> 75	53.3%	32.2%	10.6%	3.9%	100%



¹Source:
 - Goh LG, Kua EH & Chiang HD (2015). Ageing in Singapore the next 50 years
 - Department of Statistics, Singapore

Projected Target Population (by 2030)

	2017		2030 (Projection)	
	KWSH Region ²	Across Singapore	KWSH Region	Across Singapore
50 – 64 years old	58,520	877,150		
65 years old and above	47,120	516,680	~ >100,000	~ >900,000



Assumptions

- Service 30% of the region for the moderate and severely impaired – approximately **2154** clients (Nursing Home, Chronic Sick, SCC and Home Care)
- Service 6% of the region for persons with dementia as prevalence³ of dementia was 10% in the elderly population i.e. those aged 60 years and above – approximately **600** clients (Nursing Home, SCC)
- Service 3% of the region for well and mildly impaired – approximately **2785** members

²KWSH Region – Within 4km radius of KWSH HQ

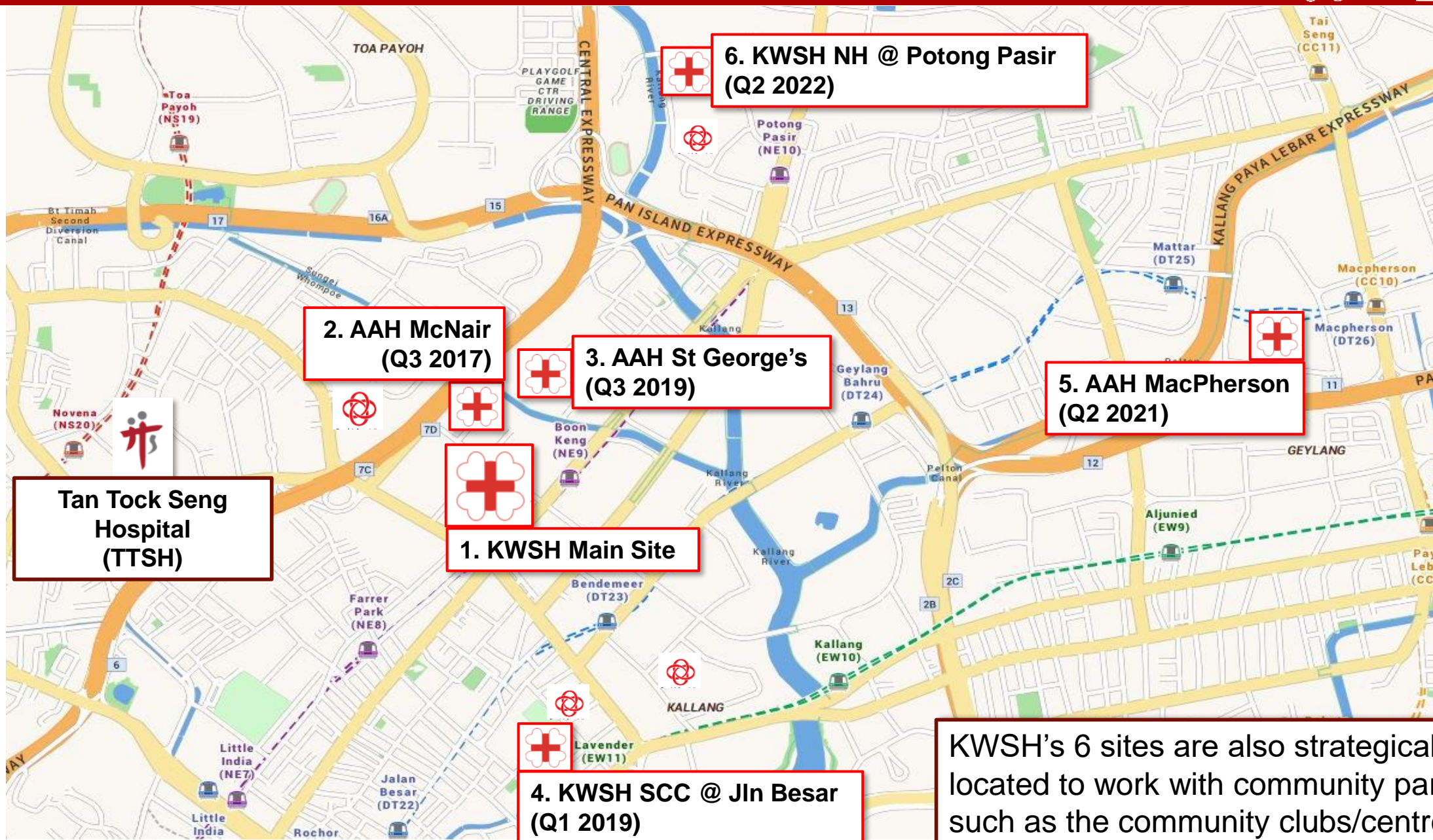
³Prevalence Rate of Dementia based on Well-Being of Singapore Elderly Study by IMH (2015)

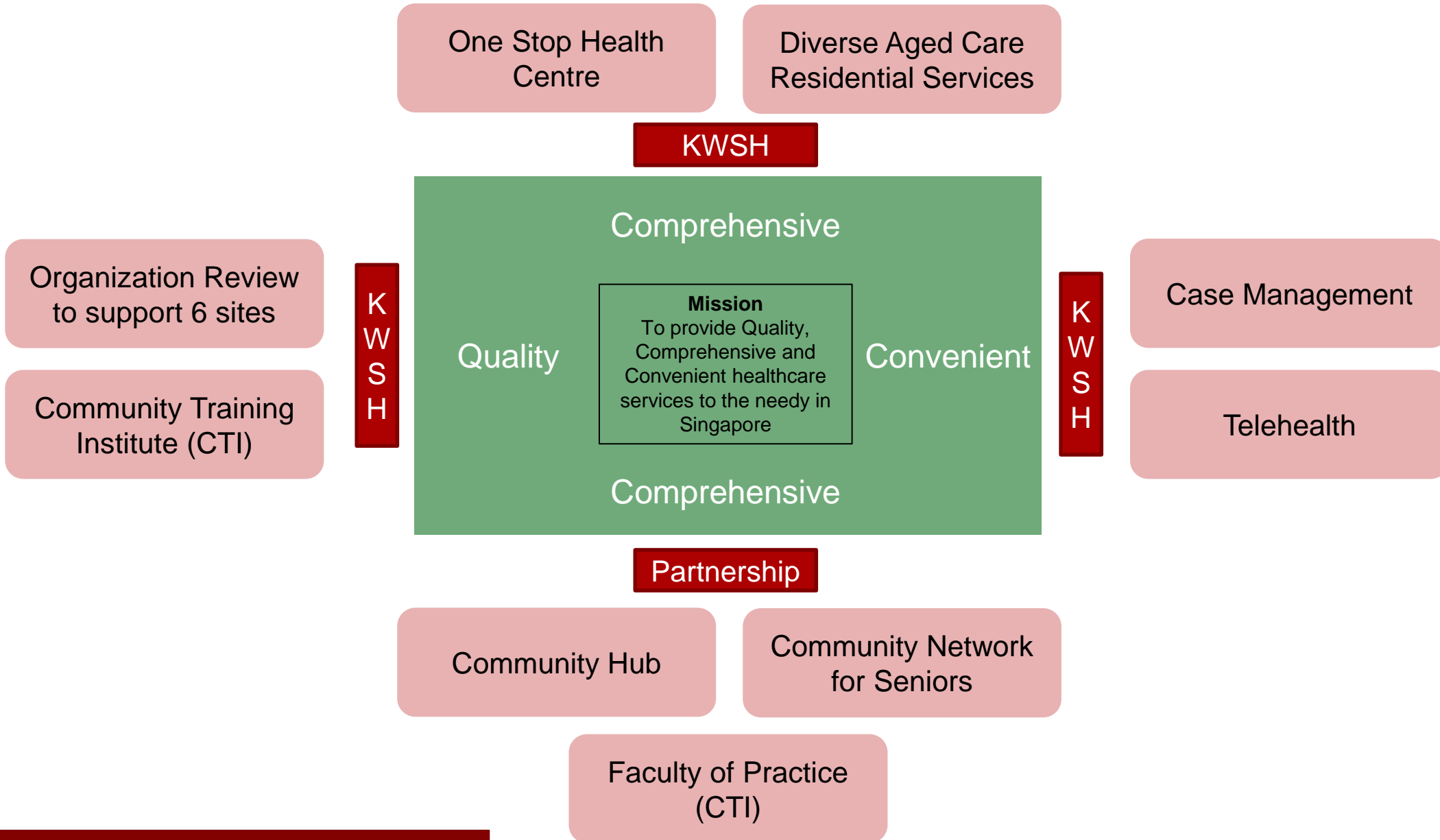
Conditions KWSH will serve:

- Well
 - Pre-frail
 - Frail, significant difficulties in activities of daily living (stroke, parkinsonism)
 - Dementia
 - Chronic Illness: Diabetes, Hypertension, Heart Disease, Chronic Respiratory Illness
-

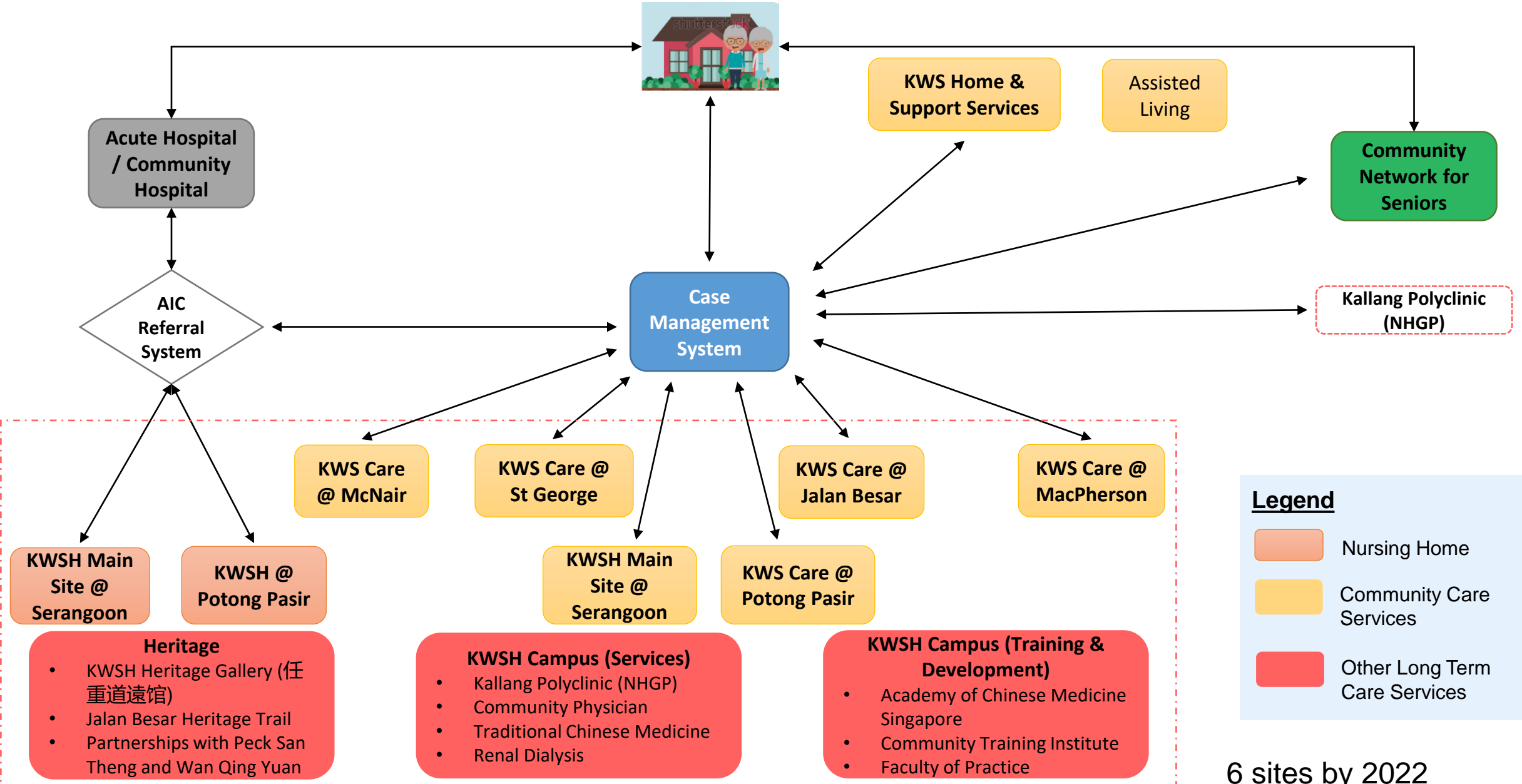
1. Our services must be comprehensive to cater the above range of requirements.
2. Our services must be easily accessible/convenient and affordable.
3. Our services must be of good quality (clinical and service).

Network of 6 Sites Supporting the Central Health (TTSH) Cluster





Regional Community Healthcare System: Services and Care Flow



Legend

- Nursing Home
- Community Care Services
- Other Long Term Care Services

6 sites by 2022